

Year 1 Topic Work - Autumn Term Part 2

Name and describe different types of materials.

Suggestion: Talk about what different items are made from.
E.g. plastic, metal, wood, glass, card, fabric, stone.

Suggestion: Build something using junk modelling. Talk about what everything is made from, the material properties and why they have chosen it.
E.g. The cardboard box is strong so it helps to keep my robot stood up.



Christmas time is very special for Christians. Think about times in your life that you celebrate a special time.

Suggestion: Write a short passage to tell us about a special time of year when you celebrate something.

Tell us about the things you do and about any special food you might eat. You could bring your passage to share with your Chatter Group in class.



Suggestion: You could draw or paint a picture of a celebration you remember.



Find out about animals.

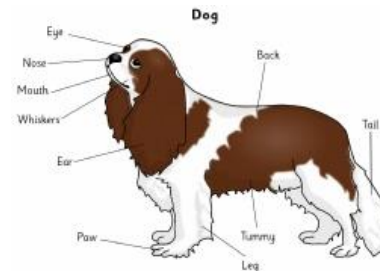
Suggestion: Research what an animal is like and how to take care of one.

Borrow a book from the library or use the computer to find out about a chosen pet.

Create a diagram of your chosen pet and label its body parts.


Practise looking after a teddy animal after you have found out everything it would need to stay healthy.

Maybe you could write a list of everything a pet needs or even write a letter to someone to ask if you could have a pet of your own!

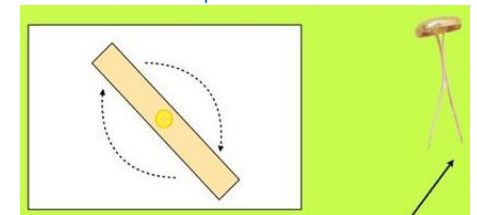


Use card to make a hinge joint and a pivot joint to create a moving picture. (This will also develop cutting skills)

Hinge joint:



Pivot joints use a split pin:



Talk about different ways of joining materials. Is glue, sticky tape or split pins the most successful method?

